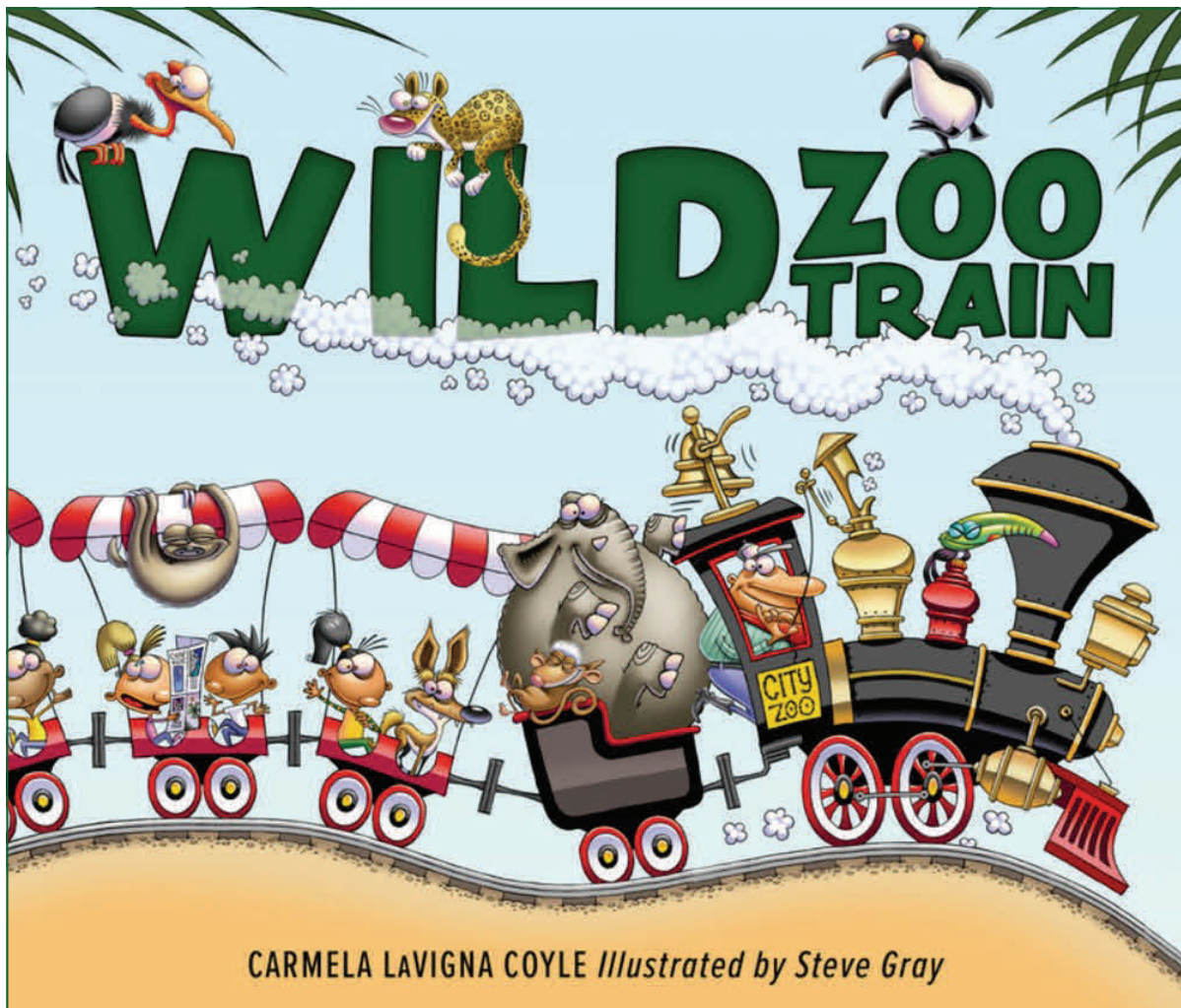


WILD ZOO TRAIN

Activity Kit!




we jump in puddles

Did you Know?

- * **Bats** wait until dusk to venture out of their roosts to hunt for insects and water. Bats, like bees, birds, and butterflies, are also pollinators.
- * **Coyotes** communicate using a wide variety of sounds. While they are best known for their howling, they also yip, bark, huff, whine, woof, squeal, wail, and growl.
- * Wild **hogs** can smell food 25 feet underground. And from distances of nearly 7 miles away!
- * Even though **toucans** are birds, they have very small wings. This means they can only fly short distances, resulting in more of a hop.
- * **Howler monkeys** spend almost as much time hiding in the trees as sloths, but that doesn't mean they are shy. Their howl can be heard 3 miles away, making them the loudest (land) animals in the world!
- * **Sloths** aren't lazy, they're just efficient. At their quickest, sloths can move approximately 10 feet per minute. Measure 10 feet and set your timer for one minute. Now you, too, can move like a jungle sloth!
- * **Elephants** recognize their own reflections in water and mirrors.
- * The black and white stripe patterns on **zebras** are as unique as snowflakes and finger prints.
- * **Cheetahs** have 2,000 to 3,000 spots on their magnificent coats.
- * **Emperor penguins** are excellent deep sea divers and can hold their breath underwater for up to 20 minutes.
- * Although, **rockhopper penguins** are the smallest of the Antarctic penguins (measuring 20 inches), they are also known to be the most outgoing.
- * Even though we cannot see **penguins** ears, they have excellent hearing. Their ears consist of holes which are covered with a plume of feathers.



ARE YOU ADVENTUROUS
ENOUGH TO FIND YOUR WAY
THROUGH THE MAZE?







WILD ZOO TRAIN

BY CARMELA LAVIGNA COYLE
ILLUSTRATED BY STEVE GRAY





WHERE DOES
THE ANIMAL
BELONG?





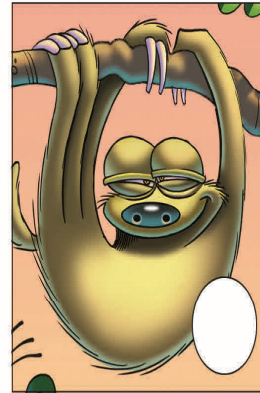

1. CANYONLANDS

2. RAIN FOREST



3. AFRICAN SAVANNAH

4. ANTARCTICA



WILD ZOO TRAIN

BY CARMELA LAVIGNA COYLE
ILLUSTRATED BY STEVE GRAY



Savannas, Deserts, Jungles, and Tundra!

Draw Your Favorite Habitat Below!

Tips for **WILD ZOO TRAIN** Events at Stores, Schools, Libraries!

Scavenger Hunt Aboard The WZT

What you'll need:

Roll of painter's tape
Cut-outs of animals from **WILD ZOO TRAIN ACTIVITY KIT**.

Prep:

- * Use Painter's Tape to create a train track throughout the store or library.
- * Hide cut-outs of animals (from your WZT Activity Kit) at each "habitat train stop".

During event:

- * Organize children for "All Aboard the Wild Zoo Train!!!"
 - * Children make the train sounds as everyone travels down the track.
 - * Invite the children to get off the train at each stop to search for habitat animals.
- Then "All Aboard" and back on the train track to travel on to the next stop.

Craft: Elephant Cards

What you'll need:

Construction paper, folded in half
Round balloons (not-inflated)
Googly eyes (all different sizes)
Glue and scissors

Cut out 2 heart shapes for elephant ears. Set aside.
Lightly glue balloon onto the folded piece of construction paper
For ears, glue down heart shapes (tucking the pointy side of heart under balloon).
Glue down your elephant's googly eyes onto balloon in 2 different sizes.

Animal Nose Cups

What you'll need:

Paper cups
Markers in many colors

Draw colorful animal noses underneath each cup bottom.
Now hold up the cup to your nose. Be sure to growl, howl, and grunt!

Cut out your very own
Young Explorer Medal

and explore your own local habitat!

